

6A FOOTBALL

NOVEMBER 29 & DECEMBER 7, 2019



2019-2020



O for Oregon
O for Opportunity
O for OnPoint

When we play as a team, we win as one, too.
As a proud sponsor of the OSAA/OnPoint State Championships, OnPoint always roots for our team. So, whether you're working for today, planning for your future or chasing a goal, OnPoint has the local banking and lending to help you do it.

Local Banking | Affordable Lending | Community Values

Join in today at onpointcu.com.

503.228.7077 • 800.527.3932 • onpointcu.com

OnPoint[®]
COMMUNITY CREDIT UNION

Join in

OSAA / ONPOINT COMMUNITY CREDIT UNION STATE CHAMPIONSHIPS



Welcome to the OSAA / OnPoint Community Credit Union State Championships!

As the OSAA enters its second century, we remain steadfast in our efforts to support and serve our member schools and their students. We live in a competitive society and while winning is often our goal, it is not our purpose.

Our purpose is not to teach students how to shoot a three-pointer or throw a curveball, but rather how to utilize the resilience, patience, and commitment that comes from endeavoring to achieve these goals to overcome adversity as they develop into contributing members of society.

Congratulations to the students, coaches, and school communities who earned the right to compete in this state championship! And a special thanks to OnPoint Community Credit Union for sharing our belief in the importance and value of high school activities through their continued financial commitment.

Thank you for your support of Oregon high school activities.

Peter Weber
Executive Director
Oregon School Activities Association



On behalf of OnPoint Community Credit Union and our valued members, welcome to the OSAA/OnPoint Community Credit Union State Championships!

At OnPoint, it's the people and communities we serve that matter most. From our members and employees, to our neighbors and community partners, we are committed to helping people prosper. A trusted financial partner with deep roots in education, OnPoint's community connection is strengthened by the passion and commitment of our 715 employees and over 381,000 members.

Since our founding in 1932, OnPoint has made it a priority to deepen our presence in the community by supporting students, schools and educators. We value enriching education and equipping students with the tools they need to reach their full potential. We are proud to partner with the OSAA to encourage an environment where students can learn and grow in community, teamwork and leadership.

Congratulations to all of the students, schools, coaches and families participating in today's state championship. You have worked hard to get here, and we are honored to be a part of your celebration.

Rob Stuart
President/Chief Executive Officer
OnPoint Community Credit Union





Health insurance that's right for **you.**

Individual | Family | Medicare

Proud sponsor of the OSAA





PACIFIC OFFICE
AUTOMATION

— PROBLEM SOLVED —

FOR OVER 35 YEARS

LOCALLY OWNED,

NATIONALLY RECOGNIZED

OUR PEOPLE MAKE TECHNOLOGY WORK.

Document management, IT services, printers & multifunction products, and more for your digital success

Pacific Office Automation
14747 NW Greenbrier Parkway
Beaverton, OR 97006

(888) 896-9029
pacificoffice.com



SHARP®

OSAA



25200 SW Parkway Avenue, Suite 1
Wilsonville, OR 97070-9616

www.osaa.org

About the OSAA

The OSAA is comprised of 290 member high schools representing more than 200 Oregon communities. A private non-profit, board-governed association, the OSAA is sanctioned by the Oregon State Board of Education and is a member of the National Federation of State High School Associations (NFHS).

It's History

The OSAA began in 1918 when administrators from 36 schools recognized a need for an organization to coordinate and regulate high school interscholastic competition. Thus the Oregon State High School Athletic Association was formed. The name was changed in 1947 to reflect the inclusion of activities outside of traditional athletics.

Mission Statement

The mission of the OSAA is to serve member schools by providing leadership and state coordination for the conduct of interscholastic activities, which will enrich the educational experiences of high school students. The OSAA will work to promote interschool activities that provide equitable participation opportunities, positive recognition and learning experiences to students, while enhancing the achievement of educational goals.

What the OSAA Does

Much like the NCAA at the collegiate level, the OSAA regulates the eligibility and competition of all high school students in the state. This includes everything from determining which league a school will compete in to sponsoring and administering state championships.

Funding

As a private, non-profit organization, the OSAA does not receive any state funding. Revenue is generated from three sources: school membership fees, state championship gate receipts and corporate sponsors.

OSAA Activities

The OSAA sponsors 113 team and 426 individual event state championships for students competing in 19 interscholastic activities:

Fall

Cross Country, Volleyball, Soccer, Football

Winter

Cheerleading, Wrestling, Swimming, Basketball, Dance/Drill

Spring

Speech, Solo Music, Choir, Band/Orchestra
Golf, Tennis, Track & Field, Softball, Baseball

EXECUTIVE BOARD



Mike Scott
Superintendent
Hillsboro SD
6A



Gustavo Balderas
Superintendent
Eugene SD
5A




Curt Shelley
Superintendent
Tillamook SD
4A



Steve Quick
Superintendent
Harney County SD
3A



Jeff Clark
Principal
Oakland HS
2A



Jack Henderson (Pres.)
Superintendent
Dufur SD
1A



Dr. A. Katrise Perera
Superintendent
Gresham-Barlow SD
6A/5A/4A At-Large



Heidi Sipe (Vice Pres.)
Superintendent
Umatilla SD
3A/2A/1A At-Large



Sherry Higgins
School Board
Lane County ESD
OSBA



Mark Horak
Athletic Director
West Linn HS
OADA



Linda Myers
Asst. Superintendent
Salem-Keizer SD
Activities



John Beck
Coach
Grant HS
OACA



Jack Folliard
Executive Director
OAOA

OREGON SCHOOL ACTIVITIES ASSOCIATION
2019-20 Delegate Assembly

DISTRICT	TERM EXP		NAME	POSITION	SCHOOL / DISTRICT
6A-1 Portland Interscholastic League	2020		Chris Frazier	Principal	Franklin HS
6A-2 Metro League	2020	**	Don Grotting	Superintendent	Beaverton SD
6A-3 Pacific Conference	2021	EB	Mike Scott	Superintendent	Hillsboro SD
6A-4 Mt. Hood Conference	2022	EB*	Katrise Perera	Superintendent	Gresham-Barlow SD
6A-5 Three Rivers League	2021		Andy Jones	Assistant Principal	Oregon City HS
6A-6 Mountain Valley Conference	2021		Lara Tiffin	Principal	South Salem HS
6A-7 Southwest Conference	2021		Clay Rounsaville	Athletic Director	Grants Pass HS
5A-1 Northwest Oregon Conference	2021		Scot Stockwell	Superintendent	St. Helens SD
5A-2 Midwestern League	2021	**	Kelly Bokn	District Athletic Director	Eugene SD
5A-3 Mid-Willamette Conference	2022	*	Rich Engel	Assistant Principal	West Albany HS
5A-4 Intermountain Conference	2021	**	Mike McIntosh	Superintendent	Redmond SD
4A-1 Cowapa League	2021	EB	Curt Shelley	Superintendent	Tillamook SD
4A-2 Tri-Valley Conference	2021	**	Ryan Carpenter	Superintendent	Estacada SD
4A-3 Oregon West Conference	2021		Alan Kirby	Principal	Stayton HS
4A-4 Sky-Em League	2021		Gary Carpenter	Superintendent	Fern Ridge SD
4A-5 Skyline Conference	2020		Erik Lathen	Principal	North Valley HS
4A-6 Greater Oregon League	2022	*	George Mendoza	Superintendent	La Grande SD
3A-1 Lewis & Clark League	2021		Scott Olson	Principal	Horizon Christian HS
3A-2 PacWest Conference	2021		Chris Daniels	Principal	Amity HS
3A-3 Coastal Range League	2021		Ian O'Brien	Assistant Principal	Warrenton HS
3A-4 Mountain Valley Conference	2021		Adam Watkins	Principal	Creswell HS
3A-5 Far West League	2021		Kevin Hunt	Principal	Sutherlin HS
3A-6 Eastern Oregon League	2021	EB	Heidi Sipe	Superintendent	Umatilla SD
2A-1 Northwest League	2020		Misty Wharton	Superintendent	Nestucca Valley SD
2A-2 Tri-River Conference	2021		Dean Rech	Principal	Sheridan HS
2A-3 Central Valley Conference	2021	EB**	Jeff Clark	Principal	Oakland HS
2A-4 Sunset Conference	2022	*	Bart Rothenberger	Athletic Director	Toledo HS
2A-5 Southern Cascade League	2021		Jamie Ongman	Principal	Lost River HS
2A-6 Blue Mountain Conference	2021		Matt Combe	Principal	Hepner HS
1A-1 The Valley 10 League	2021	**	Mark Sherman	Vice Principal	Southwest Christian HS
1A-2 Casco League	2021		Dan Dugan	Vice Principal/AD	Perrydale HS
1A-3 Mountain West League	2020		Marc Thielman	Superintendent	Alsea SD
1A-4 Skyline League	2022	**	Scott Yakovich	Principal	North Douglas HS
1A-5 Mountain Valley League	2022	*	David Haynes	Principal	Trinity Lutheran HS
1A-6 Big Sky League	2020	EB	Jack Henderson	Superintendent	Dufur SD
1A-7 Old Oregon League	2021		Lance Homan	Superintendent	Joseph SD
1A-8 High Desert League	2020		Kevin Purnell	Superintendent	Adrian HS
Oregon School Boards Assn	2020	EB	Sherry Duerst-Higgins	School Board	Lane County ESD
Oregon Athletic Directors Assn	2019	EB	Mark Horak	Athletic Director	West Linn HS
Activities Advisory Committee	2022	EB*	Linda Myers	Assistant Superintendent	Salem-Keizer SD
Oregon Athletic Coaches Assn	2020	EB	John Beck	Coach	Grant HS
Oregon Athletic Officials Assn	2019	EB	Jack Folliard	Executive Director	Officials Association

* Newly elected ** Re-elected
(EB) OSAA Executive Board Member





THE NATION'S LEADER IN



HIGH SCHOOL SPORTS



STREAMING LIVE ON NFHSNETWORK.COM FROM ANY DEVICE



SUBSCRIBE



FOLLOW



WATCH



 WATCH LIVE NOW

WWW.NFHSNETWORK.COM



Northwest Sports Photography



1.800.446.5758



*Proud to be the
Official Photographer
of the*

OSAA STATE FOOTBALL CHAMPIONSHIPS


Action, Team and Award Photos

will be available for viewing and purchase online at

www.4NSP.com



2019 OSAA / OnPoint Community Credit Union 6A Football State Championship



The team with the better Adjusted Playoff Ranking (APR) shall be the designated home team (bottom team in the matchup).



Barlow Bruins



VARSITY ROSTER

No.	Name	Pos.	Yr.	Ht.	Wt.	No.	Name	Pos.	Yr.	Ht.	Wt.
2	Gavin Dow	WR/DB	10	5-7	135	71	Luke Anderson	OL/DL	10	6-0	205
3	Durham Sundberg	WR/DB	12	6-3	190	71	Ethan Wallis	OL/DL	12	6-5	330
5	Kyle Markham	WR/FS	12	6-1	170	72	Ivan Schrepping	OL/DL	10	6-4	250
6	Ethan Jones	QB/LB	10	5-10	170	76	Jesse Wilson	OL/DL	12	6-3	280
7	Derek Fortanell	K	12	5-7	190	78	Luis Leon	OL/DL	12	5-8	320
8	Tyler Poureetezadi	RB/DB	12	5-9	160	79	Matthew Jefferis	OL/DL	11	6-1	275
9	Cyle Calcagno	QB/DB	11	5-10	155	80	Nick Thomas	WR/FS	10	6-0	145
10	Carter Baggs	WR/DB	11	5-11	170	83	Jackson Kane	TE/LB	11	6-0	195
11	Luke Nettles	TE/LB	10	6-2	170	87	Kamden Doering	TE/DL	10	6-3	170
13	Jaren Hunter	QB	12	6-3	210	88	Brennen Fleshman	TE/LB	11	6-3	185
14	Justice Doble	RB/LB	11	5-9	180	89	Jeffrey Pate	OL/DL	12	5-7	185
18	Dakota Pillster	WR/FS	10	5-11	150						
20	Josh Nomie	WR/FS	12	5-7	160						
22	Hunter MacDonald	RB/LB	9	5-10	180						
22	Joe MacDonald	WR/DB	11	5-10	185						
24	Drake Payne	TE/LB	12	6-1	205						
26	Nathan Amadio	WR/FS	12	6-0	175						
27	Yamato Uptegrove	WR/DB	10	5-11	156						
29	Abi Hoffman	K	11	5-7	160						
32	Titus Dumitru	WR/LB	11	5-11	175						
33	Weston Radke	RB/LB	12	5-10	185						
42	Reece McKenzie	WR/FS	11	5-6	150						
44	Nick Collins	RB/LB	12	5-11	180						
45	Andrew Collins	RB/LB	10	5-10	195						
47	Jake Fay	RB/LB	10	5-9	180						
51	Silas Bjugan	OL/DL	9	5-9	190						
52	Kyle Talley	OL/DL	11	6-1	230						
54	Carson Jensen	OL/DL	11	6-0	210						
55	Dawson Northrup	OL/DL	12	6-1	210						
58	Collin Shields	OL/DL	10	5-9	210						
59	Gyrone Williams	OL/DL	12	5-8	190						
61	Alexander Talimao	OL/DL	9	6-0	250						
62	Solomon Barnard	OL/DL	11	5-11	165						
63	Ethan Lavin	OL/DL	10	6-1	260						
64	Zach Jones	OL/DL	12	5-11	210						
65	Yosta Asimi	OL/DL	10	6-1	245						
67	Jadon Morgan	OL/DL	12	6-3	280						
70	Evan Pugsley	OL/DL	12	6-3	245						

SCHEDULE (10-2)

Date	Opponent	Result
9/6	vs. Bend	W 34-8
9/13	vs. Tigard	L 3-35
9/20	vs. Gresham	W 62-6
9/27	@ McNary	W 21-9
10/4	vs. Grant	W 28-13
10/10	@ Sandy	W 36-0
10/18	vs. Centennial	W 42-21
10/25	@ Central Catholic	L 14-53
11/1	@ Reynolds	W 28-26
11/8	vs. Glencoe	W 19-14
11/15	@ Sheldon	W 26-24
11/22	vs. Mountainside	W 20-16
11/29	@ Central Catholic	

League 6A-SD4 Special District 4
Location Gresham
Mascot Bruins
Colors Blue, Gold

Superintendent Dr. Katrise Perera
Principal Bruce Schmidt
Athletic Director Greg Kelley
Athletic Trainer Cameron Purington



Head Coach Terry Summerfield
Assistant Coaches Beau Collins, Alex Grandjean, Chris Jensen, Kennedy Johnson, Malcolm Johnson, Chris Koenig, Anthony Loders, Shaun Lutz, Jim Nagel, Greg Rohr, Campbell Summerfield, Tyler Mandeville



The OSAA requests that you model good sportsmanship by refraining from derogatory cheers, chants, or behavior toward students, coaches, officials, or other spectators. Speak out if you see inappropriate behavior by immediately notifying event management staff. Together, we can provide a safe and respectful environment for all.

Central Catholic Rams



VARSITY ROSTER

No.	Name	Pos.	Yr.	Ht.	Wt.	No.	Name	Pos.	Yr.	Ht.	Wt.
2	Raef Anderson	WR/DB	12	6-0	160	57	Daniel Pham	OL/DL	12	6-0	275
4	Cade Knighton	QB	12	5-11	190	58	Izaya Shabazz	OL/DL	12	6-5	300
5	Xavier Simpson	WR/DB	10	5-9	160	59	Jacob Smith	OL/DL	11	5-11	225
6	Joe Nizich	TE/LB	12	6-0	195	61	Torin Perkins	OL/DL	11	6-0	220
7	Jackson Elder	WR/DB	12	6-1	195	62	Kaden Schell	OL/DL	10	6-2	210
8	Silas Starr	WR/DB	12	6-3	195	63	Jordan Reed	OL/DL	12	6-3	300
9	Zach Hardeman	WR/DB	12	6-1	155	64	Joe Merlino	OL/DL	9	6-0	200
10	George Laber	RB/LB	12	5-7	185	67	Jordan Saltveit	OL/DL	12	5-8	260
11	Elijah Elliott	RB/DB	12	5-9	175	68	Davis Sneed	OL/DL	10	6-4	270
12	Charlie Medak	TE/LB	12	5-9	185	70	Martin Fritzsche	OL/DL	11	6-3	225
13	Kimo Hiu	WR/DB	12	5-10	175	71	Ryan Dirksen	OL/DE	11	6-6	280
14	Jaden Fulsher	WR/DB	12	6-1	185	72	Jackson Dennis	OL/DL	12	5-11	230
15	Emerson Dennis	QB/DB	10	6-1	160	77	Myale Jones	OL/DL	10	6-5	320
17	Kalvin Souders	WR/DB	12	6-3	195	78	Andrew Gross	OL/DL	12	6-2	275
19	A.J. Mart	WR/DB	12	5-9	155	80	Will Koenig	WR/DB	11	6-2	170
20	Zach Grisham	RB/LB	10	6-0	190	83	Greg Neal	WR/DB	11	6-2	170
21	Miles Jackson	RB/DB	12	6-0	180	84	Jordan King	WR/DL	10	6-4	200
23	Stryder Todd-Fields	WR/DB	10	5-8	165	86	Emiliano Mondragon	K	11	6-1	175
24	Myles Broadous	RB/DB	11	5-10	170	87	Andrew Elmore	K	12	5-8	160
25	Jack Brown	TE/LB	11	6-2							
26	Clyde Bell	TE/LB	12	5-8	235						
29	Shawn Simmons	WR/DB	12	5-9	170						
30	Nick Johnson	WR/LB	11	6-2	180						
32	Chris Schuver	WR/DB	12	6-0	180						
33	Jalen Ridgeway	TE/DL	11	6-3	205						
34	Ethan Flynn	TE/LB	12	6-1	210						
36	Emar'ion Winston	TE/LB	10	6-3	220						
39	Jack Bennison	WR/DB	11	6-2	185						
43	J.J. Hassan	WR/DB	11	5-9	175						
44	Mason Smith	TE/LB	12	6-0	190						
45	Braeden Veary	TE/DL	12	5-11	210						
47	Jackson Ray	TE/DB	12	5-9	190						
49	Neal Maxwell	WR/DB	12	6-1	150						
50	Sutton Yazzolino	OL/LB	12	5-8	160						
51	Nick Ginter	OL/LB	11	5-10	210						
53	Logan Nomura	OL/DL	12	6-3	250						
55	Jared Martin	OL/DL	12	5-10	230						
56	Carter Johnson	OL/DL	12	6-0	275						

SCHEDULE (10-2)

Date	Opponent	Result
9/6	@ West Linn	W 35-27
9/13	vs. Eastside Catholic..	L 21-44
9/20	vs. Sprague	W 67-6
9/27	@ Sherwood	W 35-29
10/4	vs. Jesuit	L 26-42
10/10	@ Centennial	W 49-0
10/18	vs. Sandy	W 63-17
10/25	vs. Barlow	W 53-14
11/1	@ Clackamas	W 48-7
11/8	vs. Southridge	W 63-21
11/15	vs. Newberg	W 28-12
11/22	vs. West Linn	W 42-35
11/29	vs. Barlow	

League 6A-SD4 Special District 4
Location Portland
Mascot Rams
Colors Burgundy, Gold

Principal Danyelle Ramsey
Athletic Director Laura Jaeger
Athletic Trainer Erin LeRoy



Head Coach Steve Pyne
Assistant Coaches Grant Hampton, Jeff Kersten, Paul Kraus, Anthony Newman, Renny Rector, Barry Dillard, Darren Wood, Damon Griffin, Matt Jones, Terrence Daniel, Andrew Lee, Travis McDonald, Jordan Perry, Antwain Williams



The OSAA requests that you model good sportsmanship by refraining from derogatory cheers, chants, or behavior toward students, coaches, officials, or other spectators. Speak out if you see inappropriate behavior by immediately notifying event management staff. Together, we can provide a safe and respectful environment for all.

**OSAA REGULAR DISTRICTS
2019-20
(includes Adjusted 2018-19 ADM)**

6A	(53)	5A	(32)	4A	(34)
1260+		1259-665		664-350	
6A-1 - Portland Interscholastic (9)		5A-1 - Northwest Oregon Conference (8)		4A-1 - Cowapa League (5)	
Benson Techmen*	876	Hillsboro Spartans	1116	Astoria Fishermen	531
Cleveland Warriors	1488	La Salle Prep Falcons	716	Banks Braves	356
Franklin Lightning	1504	Milwaukie / Arts Academy Mustangs	1051	Seaside Seagulls	387
Grant Generals	1440	Parkrose Broncos	778	Tillamook Cheesemakers	559
Jefferson Democrats*	562	Putnam Kingsmen	1027	Valley Catholic Valiants	385
Lincoln Cardinals	1639	Scappoose Indians	690	4A-2 - Tri-Valley Conference (6)	
Madison Senators*	965	St. Helens Lions	788	Corbett Cardinals	387
Roosevelt Roughriders*	719	Wilsonville Wildcats	1128	Estacada Rangers	454
Wilson Trojans	1408	5A-2 - Midwestern League (9)		Gladstone Gladiators	589
6A-2 - Metro League (7)		Ashland Grizzlies	909	Madras White Buffaloes	546
Aloha Warriors	1628	Churchill Lancers	943	Molalla Indians	643
Beaverton Beavers	1476	Crater Comets	1168	North Marion Huskies	537
Jesuit Crusaders	1260	Eagle Point Eagles	920	4A-3 - Oregon West Conference (7)	
Mountainside Mavericks*	850	North Bend Bulldogs	692	Cascade Cougars	631
Southridge Skyhawks	1376	North Eugene Highlanders	779	Newport Cubs	542
Sunset Apollos	2106	Springfield Millers	1060	Philomath Warriors	450
Westview Wildcats	2419	Thurston Colts	1142	Sisters Outlaws	404
6A-3 - Pacific Conference (7)		Willamette Wolverines	1281	Stayton Eagles	599
Century Jaguars	1390	5A-3 - Mid-Willamette Conference (9)		Sweet Home Huskies	580
Forest Grove Vikings	1605	Central Panthers	839	Woodburn Bulldogs**	1118
Glencoe Crimson Tide	1375	Corvallis Spartans	1110	4A-4 - Sky Em League (6)	
Liberty Falcons	1373	Crescent Valley Raiders	901	Cottage Grove Lions	616
McMinnville Grizzlies	1904	Dallas Dragons	792	Elmira Falcons	355
Newberg Tigers	1508	Lebanon Warriors	1102	Junction City Tigers	463
Sherwood Bowmen	1637	North Salem Vikings**	1349	Marist Catholic Spartans	493
6A-4 - Mt. Hood Conference (8)		Silverton Foxes	1166	Marshfield Pirates	646
Barlow Bruins	1464	South Albany Red Hawks	1195	Siuslaw Vikings	363
Centennial Eagles	1425	West Albany Bulldogs	1224	4A-5 - Skyline Conference (6)	
Central Catholic Rams*	800	5A-4 - Intermountain Conference (6)		Henley Hornets	588
Clackamas Cavaliers	2355	Crook County Cowboys	672	Hidden Valley Mustangs	475
David Douglas Scots	2500	Hood River Valley Eagles	1136	Klamath Union Pelicans	528
Gresham Gophers	1267	Pendleton Buckaroos	707	Mazama Vikings	583
Reynolds Raiders	2227	Redmond Panthers	883	North Valley Knights	439
Sandy Pioneers	1296	Ridgeview Ravens	883	Phoenix Pirates	563
6A-5 - Three Rivers League (8)		The Dalles Riverhawks	688	4A-6 - Greater Oregon League (4)	
Canby Cougars	1270	6A-6 - Mountain Valley Conference (8)		Baker Bulldogs	408
Lake Oswego Lakers	1256	Bend Lava Bears	1610	La Grande Tigers	608
Lakeridge Pacers*	1085	McKay Scots	1842	McLoughlin Pioneers	429
Oregon City Pioneers	1834	McNary Celtics	1727	Ontario Tigers	524
St. Mary's Academy Blues	1414	Mountain View Cougars	1293		
Tigard Tigers	1785	South Salem Saxons	1662		
Tualatin Timberwolves	1837	Sprague Olympians	1564		
West Linn Lions	1805	Summit Storm	1493		
6A-7 - Southwest Conference (6)		West Salem Titans	1594		
Grants Pass Cavemen	1516	6A-7 - Southwest Conference (6)			
North Medford Black Tornado	1420	Grants Pass Cavemen	1516		
Roseburg Indians	1374	North Medford Black Tornado	1420		
Sheldon Irish	1344	Roseburg Indians	1374		
South Eugene Axe	1346	Sheldon Irish	1344		
South Medford Panthers	1421	South Eugene Axe	1346		
		South Medford Panthers	1421		

KEY	
Denotes approved play up request	*
Denotes approved petition to play down	**
Denotes geographical exception	***

OnPoint Savers

The high-yield, big impact savings account for members 17 and younger.

OnPoint[®]
COMMUNITY CREDIT UNION



Together, we'll help them save.

Your initial deposit of

\$25

(minimum opening deposit)

+

OnPoint's deposit of

\$55

(includes \$5 required minimum balance.
New members only.)

+

5.00%

APY*

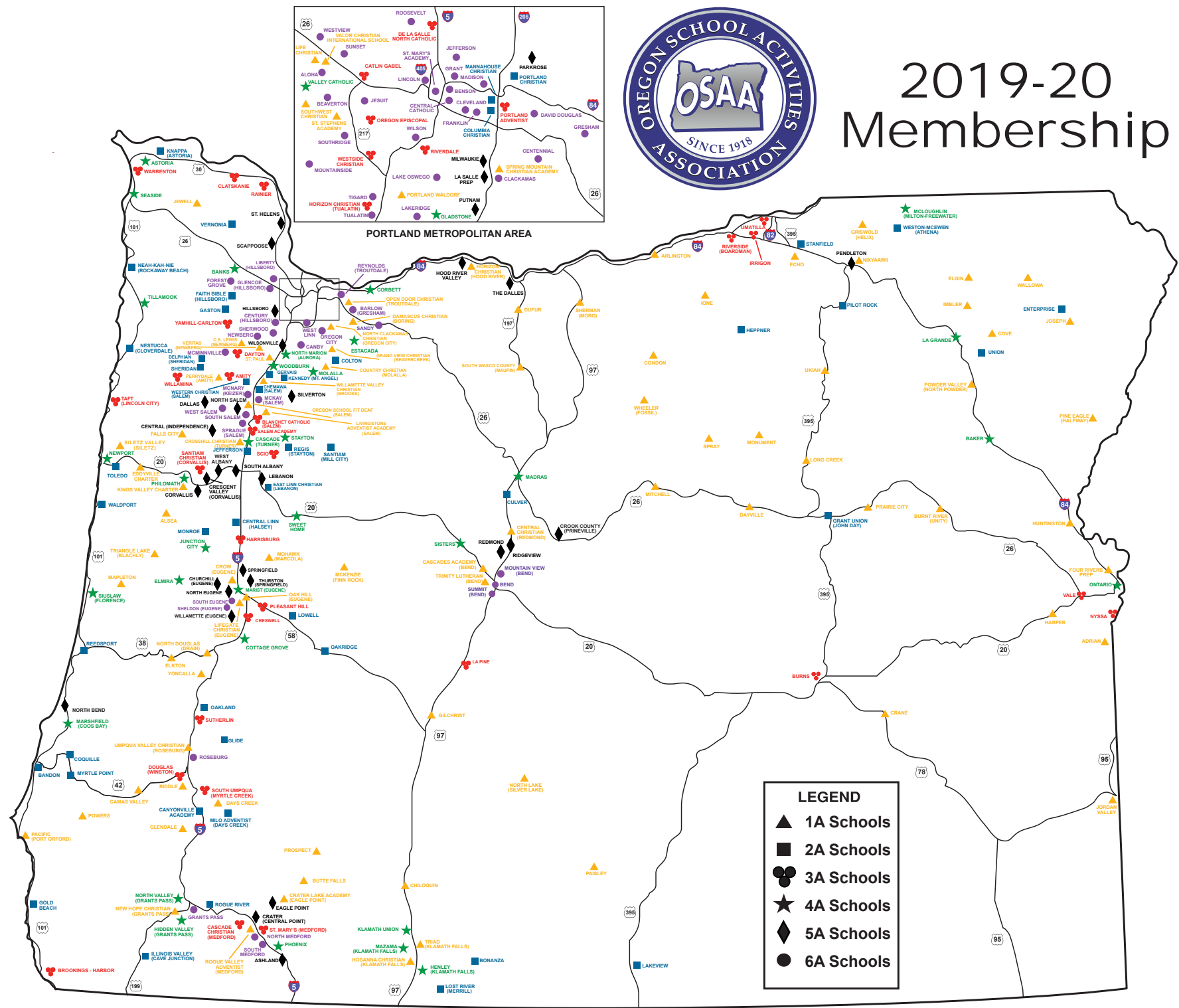
on their first \$500


Join in. Visit onpointcu.com today!

*OnPoint Savers Account rate of 5.00% APY is accurate as of November 1, 2019 and subject to change. Stated APY is for balances up to \$500; balances of \$500.01 and higher earn posted Regular Savings Account rate. Account must be established for members age 17 or younger by parent or guardian with a minimum \$25 deposit. Parent or legal guardian must be on the membership and present to open the OnPoint Savers Account. When primary member attains the age of 18, accounts will be converted to Regular Savings Account, earning that account's published rate at that time. Fiduciary memberships, including UTTMA and Minor Settlement Accounts are not eligible for OnPoint Savers. One OnPoint Savers Account per member/TIN. One \$55 bonus per tax ID for new members only. Cannot be combined with Refer a Friend bonus or other promotional offers. The full account balance APY is calculated by combining the 5.00% APY earnings on the first \$500 with the standard APY on the remaining balance above \$500. Federally insured by NCUA.



2019-20 Membership





The OSAA Foundation Congratulates all OSAA Participants



To help ensure the Future of these Student Athletes and their Activities,
contact the OSAA Foundation to see how you can help today. www.osaafoundation.org

**OSAA REGULAR DISTRICTS
2019-20
(includes Adjusted 2018-19 ADM)**

3A 349-206	(35)	2A 205-90	(48)	1A 89-	(85)	1A (cont.) 89-	
3A-1 - Lewis & Clark League	(7)	2A-1 - Northwest League	(9)	1A-1 - The Valley 10 League	(11)	1A-5 - Mountain Valley League	(11)
Catlin Gabel Eagles	319	Columbia Christian Knights	100	Country Christian Cougars	56	Cascades Academy Steelhead	37
De La Salle North Catholic Knights	261	Faith Bible Falcons	178	Damascus Christian Eagles	64	Central Christian Tigers	69
Horizon Christian Hawks (TUAL)*	135	Gaston Greyhounds	179	Grand View Christian Eagles	78	Chiloquin Panthers	72
Oregon Episcopal Aardvarks	313	Knappa Loggers	117	Life Christian Lions	36	Gilchrist Grizzlies	43
Portland Adventist Cougars	252	Mannhouse Christian Academy Lions	129	North Clackamas Christian Saints	62	Hosanna Christian Lions	54
Riverdale Mavericks	266	Neah-Kah-Nie Pirates	190	Open Door Christian Huskies	48	North Lake Cowboys	66
Westside Christian Eagles	192	Nestucca Bobcats	130	Portland Waldorf Wolfpack	54	Paisley Broncos	31
		Portland Christian Royals	167	Southwest Christian Wildcats	43	Prospect Cougars	45
		Vernonia Loggers	164	St. Stephens Academy	49	Rogue Valley Adventist Red Tail Hawks	38
3A-2 - PacWest Conference	(6)	2A-2 - Tri-River Conference	(9)	Trinity Academy Thunder	54	Triad Timber Wolves	56
Amity Warriors	246	Chemawa Braves**	246	Valor Christian Knights	43	Trinity Lutheran Saints	59
Blanchet Catholic Cavaliers	201	Colton Vikings	183	1A-2 - Casco League	(10)	1A-6 - Big Sky League	(11)
Dayton Pirates	272	Culver Bulldogs	172	C.S. Lewis Watchmen	36	Arlington Honkers	35
Salem Academy Crusaders	166	Delphian School Dragons	136	Crosshill Christian Eagles	89	Condon Blue Devils	35
Scio Loggers	231	Gervais Cougars**	242	Falls City Mountaineers	62	Dufur Rangers	82
Yamhill-Carlton Tigers	260	Kennedy Trojans	162	Jewell Bluejays	43	Echo Cougars	75
3A-3 - Coastal Range League	(5)	Santiam Wolverines	140	Livingstone Adventist Academy Lions	60	Horizon Christian Hawks (HR)	51
Clatskanie Tigers	211	Sheridan Spartans	196	Oregon School f/t Deaf Panthers	39	Ione Cardinals	54
Rainier Columbians	248	Western Christian Pioneers	94	Perrydale Pirates	85	Mitchell Loggers	24
Taft Tigers	343	2A-3 - Central Valley Conference	(8)	St. Paul Buckaroos	81	Sherman Huskies	67
Warrenton Warriors	243	Central Linn Cobras	173	Veritas School Vanguard	48	South Wasco County Redsides	62
Willamina Bulldogs	228	East Linn Christian Eagles	138	Willamette Valley Christian Warriors	60	Spray Eagles	19
		Jefferson Lions**	226	1A-3 - Mountain West League	(10)	Wheeler Falcons	13
3A-4 - Mountain Valley Conference	(5)	Lowell Devils	108	Asea Wolverines	50	1A-7 - Old Oregon League	(9)
Creswell Bulldogs	312	Monroe Dragons	122	Crow Cougars	74	Cove Leopards	80
Harrisburg Eagles	246	Oakland Oakers	178	Eddyville Charter Eagles	41	Elgin Huskies	91
La Pine Hawks	322	Oakridge Warriors	122	Kings Valley Charter Eagles	44	Griswold Grizzlies	46
Pleasant Hill Billies	304	Regis Rams	90	Mapleton Sailors	39	Imbler Panthers	80
Santiam Christian Eagles	218	2A-4 - Sunset Conference	(7)	McKenzie Eagles	54	Joseph Eagles	53
3A-5 - Far West League	(6)	Bandon Tigers	184	Mohawk Mustangs	89	Nixyaawii Eagles	64
Brookings-Harbor Bruins***	427	Coquille Red Devils	188	Oak Hill School Falcons	59	Pine Eagle Spartans	49
Cascade Christian Challengers	214	Gold Beach Panthers	143	Siletz Valley Warriors	62	Powder Valley Badgers	75
Douglas Trojans	337	Myrtle Point Bobcats	125	Triangle Lake Lakers	54	Wallowa Cougars	54
South Umpqua Lancers	329	Reedsport Brave	191	1A-4 - Skyline League	(11)	1A-8 - High Desert League	(12)
St. Mary's Crusaders	328	Toledo Boomers	149	Camas Valley Hornets	62	Adrian Antelopes	87
Sutherlin Bulldogs	309	Waldport Irish	143	Days Creek Wolves	69	Burnt River Bulls	24
3A-6 - Eastern Oregon League	(6)	2A-5 - Southern Cascade League	(8)	Elkton Elks	76	Crane Mustangs	47
Burns Hilanders	228	Bonanza Antlers	110	Glendale Pirates	72	Dayville Tigers	11
Irrigon Knights	206	Butte Falls/Crater Lake Charter	176	New Hope Christian Warriors	54	Four Rivers Charter Falcons	42
Nyssa Bulldogs	255	Canyonville Academy Pilots	70	North Douglas Warriors	70	Harper Hornets	32
Riverside Pirates	219	Glide Wildcats	191	Pacific Pirates	52	Huntington Locomotives	26
Umatilla Vikings	330	Illinois Valley Cougars**	249	Powers Cruisers	30	Jordan Valley Mustangs	26
Vale Vikings	246	Lakeview Honkers	212	Riddle Irish	84	Long Creek Mountaineers	15
		Lost River Raiders	111	Umpqua Valley Christian Monarchs	67	Monument Tigers	13
		Rogue River Chieftains**	222	Yoncalla Eagles	85	Prairie City Panthers	43
		2A-6 - Blue Mountain Conference	(7)			Ukiah Cougars	10
		Enterprise Outlaws	126				
		Grant Union Prospectors	166				
		Heppner Mustangs	99				
		Pilot Rock Rockets	96				
		Stanfield Tigers	120				
		Union Bobcats	108				
		Weston-McEwen Tiger Scots	149				

School with no Regular District Affiliation
Milo Adventist Mustangs 100

Jesuit Crusaders



VARSITY ROSTER

No.	Name	Pos.	Yr.	Ht.	Wt.	No.	Name	Pos.	Yr.	Ht.	Wt.
1	Campbell Brandt	WR	12	5-8	145	44	Lucas Christen	LB	12	6-2	232
2	Kade Wisher	RB	12	5-9	160	45	Jack Koontz	LB	11	6-3	170
3	Colt Bordonaro	WR	11	5-9	145	46	Conner Steen	P	12	5-11	131
4	Johnny Miller	LB	10	5-11	172	49	Nick Borlet	LB	10	5-7	192
5	Andy Alfieri	LB	12	6-3	226	50	Noah Duyck	DL	12	5-11	204
6	Joey Gatto	WR	12	5-7	160	51	Harrison Dennis	DE	12	6-1	200
7	Seth Welsh	DB	12	5-10	165	52	Luke Porter	OL	10	6-2	283
8	Tyree Blake	LB	10	5-10	186	53	Jimmy Ray	OL	12	6-3	234
9	Solomon Bandy	DB	12	6-0	171	55	Vincent Speciale	OL	11	6-4	220
10	Cooper Wrenn	QB	11	6-3	190	56	Sam Lazo	OL	11	6-2	225
10	Asher Pelaez	RB	10	5-10	145	57	Josh Martin	RB	11	5-10	168
11	Darius Mims	WR	11	5-8	150	58	Kean Khouri	LB	11	6-2	180
12	Stanley Schoppe	LB	11	5-9	166	60	Shea Brooks	OL	12	6-5	240
13	Kaba Haou	DB	12	5-11	166	61	Brody Marler	OL	11	6-1	192
14	Jack Heyden	QB	12	6-2	175	62	Charlie Pickard	OL	11	6-5	255
15	Sebastian Hughel	WR	12	6-0	157	64	Nick Noonan	OL	12	6-2	295
16	Tatum Lewis	QB	10	6-1	168	66	Ansel Balmer	WR	10	5-11	140
17	Gilbert Smith	QB	12	6-0	171	67	Zach Rosson	OL	12	6-3	225
18	Michael Rincon	RB	10	5-9	165	68	Loul Embaye	OL	12	6-1	208
19	Jake Viteznik	WR	10	6-1	155	73	Jon Viteznik	OL	12	6-2	218
20	Kade Hildreth	LB	11	5-11	180	79	Declan Quillin	OL	11	6-2	295
21	Mason Masterson	DB	11	5-11	180	80	Race Edwards	WR	11	5-10	157
22	Ted Atkinson	RB	12	5-11	174	81	Ben Eilers	WR	11	6-1	147
23	Matthew Rincon	WR	10	5-8	160	90	James Porter		12		
24	Dylan Smoluch	WR	12	6-0	168						
25	Nelson Keljo	DL	10	6-4	175						
26	Jackson Bui	WR	10	5-9	140						
27	Luke Spitznagel	LB	11	6-0	185						
28	JP Faherty	WR	12	6-3	190						
30	Emile Yumvirabasavyi	WR	12	6-0	150						
31	Bobby Koury	LB	11	5-11	142						
32	Jaxen Wigger	LB	12	6-0	171						
33	Quinn Williamson	DL	12	6-3	178						
34	Gavin Meader	LB	12	5-10	175						
35	Nick Do	DL	12	6-0	189						
38	Logan Horton	RB	12	6-1	227						
42	James Lewis	OL	11	6-2	180						
43	Spencer McKelligon	TE	10	6-2	185						

SCHEDULE (10-2)

Date	Opponent	Result
9/6	vs. Mountainside	W 28-3
9/13	@ Lake Oswego	L 41-44
9/20	@ Westview	W 50-6
9/27	vs. Aloha	L 41-42
10/4	@ Central Catholic	W 42-26
10/11	vs. Sheldon	W 41-17
10/18	@ Southridge	W 63-12
10/25	vs. Sunset	W 49-26
11/1	@ Beaverton	W 42-24
11/8	vs. Oregon City	W 56-9
11/15	vs. Liberty	W 70-24
11/22	vs. Tualatin	W 42-28
11/29	vs. Lake Oswego	

League 6A-SD2 Special District 2
Location Portland
Mascot Crusaders
Colors Green, Gold

Principal Paul Hogan
Athletic Director Mike Hughes
Athletic Trainer Jen Adams



Head Coach Ken Potter
Assistant Coaches John Andreas, Jason Cammann, Gene Potter, Brian Martinek, Stephen Purdy, Raphiel Lambert, Steve Mueller, Jason Hildreth



The OSAA requests that you model good sportsmanship by refraining from derogatory cheers, chants, or behavior toward students, coaches, officials, or other spectators. Speak out if you see inappropriate behavior by immediately notifying event management staff. Together, we can provide a safe and respectful environment for all.

Lake Oswego Lakers



VARSITY ROSTER

No.	Name	Pos.	Yr.	Ht.	Wt.	No.	Name	Pos.	Yr.	Ht.	Wt.
1	Max McNown	WR/DB	12	5-7	150	41	Zach Jarrett	OL/TE	10	5-11	175
2	Scott Gevurtz	QB	11	6-1	155	43	Ethan Evans	TE/DE	11	6-3	170
3	Joe Hutson	WR/DB	12	6-1	170	44	Connor Willihnganz	RB/LB	12	5-10	195
4	Nathan Knox	WR/DB	11	6-0	175	50	Connor Tolley	OL/DL	11	5-11	245
5	Jonas Hunter	WR/DB	12	6-0	170	51	Bradley Bass	OL/DL	12	5-10	230
6	Jack Layne	QB/OL	10	6-0	185	52	Gavin McGuire	OL/DL	10	5-11	195
7	Conlan Light	RB/DB	11	5-11	145	53	Matteo Tagliabue	OL/DL	10	5-11	165
8	Hayden Kavanaugh	RB/C	11	5-11	180	54	Calvin Willims	OL/LB	11	5-11	175
9	Casey Filkins	RB/DB	12	5-11	195	55	Cody Carlson	OL/DL	12	6-2	255
10	Aaron Rudder	K	12	6-0	165	56	Sorena Torabi-Goudarzi	OL/DL	10	6-3	210
11	Noah Kniss	WR	12	5-11	185	57	Cole Leeper	OL/DL	11	5-11	170
12	JJ Woodin	QB	11	6-4	210	58	Julian Lopez	DL	11	6-0	195
13	Diyar Dezay	K	12	5-10	150	59	Geordie McNeal	OL/C	11	5-9	190
14	Thomas Dukart	DB/WR	12	6-2	180	60	Grayson Wert	OL/DL	10	5-11	200
15	Will Hunt	QB/FS	10	6-0	145	62	Thomas Baker	OL/DL	11	6-1	180
16	Calvin Heimbegner	TE/LB	11	6-0	180	63	Landon Harwood	OL/DL	12	6-2	165
17	Dylan Layne	WR/FS	10	6-0	175	64	Tylen Gustaff	OL/DL	11	6-1	270
18	Thomas Rainey	K/CB	10	5-6	150	65	Carson Bass	OL/DL	12	6-1	240
19	Marshall McGuire	TE/DE	12	6-3	210	66	Abner Pavia Penaloza	OL/DL	12	6-5	195
20	Cooper Winn	RB/LB	12	5-10	180	68	Niko Smith	OL/DL	12	6-1	280
21	Cade Waller	WR/DB	10	5-7	130	70	Tiger Shanks	OL/DL	12	6-6	315
22	Zack Wagner	RB/LB	11	6-1	185	71	Hayden Hilliker	OL/DL	12	6-0	225
23	Ryan DeRaeve	RB/OL	11	5-8	150	72	Austin Leykam	OL/DL	10	6-1	230
25	Connor Cowley	WR	10	6-0	170	73	Jacob Johnstone	OL/DL	11	6-0	215
26	Henry Francis	RB/FS	10	5-11	170	74	Jack Thompson	OL/DL	11	5-10	150
28	Zach Mahan	RB/LB	9	6-2	215	75	Bailey Jaramillo	OL/DL	11	6-6	320
29	Matthew Matthany	WR/DB	10	5-9	145	80	Benjamin Taylor	TE/LB	10	6-3	190
30	Tyler Miller	RB/OL	11	6-0	200	81	Garrett Roach	WR/OL	11	5-11	170
31	Aaron Olson	WR/DB	11	6-0	175	82	Ben Leshinsky	WR/DB	11	5-11	165
32	Rowen McNown	WR/CB	10	5-8	145	83	Max Lowe	WR/DB	10	5-9	155
33	Malcolm Williams	WR/DB	11	6-1	155	84	John Carnegie	DB/WR	12	6-0	150
34	Xan Heimbegner	WR/CB	10	5-8	153						
35	Brock Breeze	WR/DB	10	5-8	135						
36	Jordan Taff	RB/FS	11	5-11	165						
37	Jack Schrimsher	OL/DL	12	6-1	190						
38	Gabe Olvera	RB/CB	10	5-9	165						
39	Fletcher Farris	WR/DB	12	5-10	150						
40	Micah Perkins	WR/DB	10	5-8	130						

SCHEDULE (10-2)

Date	Opponent	Result
9/6	@ West Salem	W 42-21
9/13	vs. Jesuit	W 44-41
9/20	@ Oregon City	W 35-15
9/27	@ Tigard	L 7-31
10/4	vs. Clackamas	W 42-20
10/11	@ West Linn	W 20-17
10/18	vs. Canby	W 41-7
10/25	vs. Tualatin	L 8-35
11/1	@ Lakeridge	W 41-17
11/8	vs. Grants Pass	W 55-33
11/15	vs. West Salem	W 42-31
11/22	vs. Lakeridge	W 24-21
11/29	@ Jesuit	

League 6A-SD5 Special District 5
Location Lake Oswego
Mascot Lakers
Colors Navy, White

Superintendent Dr. Lora de la Cruz
Principal Rollin Dickinson
Athletic Director Brigham Baker
Athletic Trainer Ron Moore



Head Coach Steve Coury
Assistant Coaches Brian Bartsch, Frank Everhart, Karl Halberg, Chris Hubley, Brian Newcomer, Jordan Coury, Greg Lord, Steve Smith, Bill Hewes, Justin Wojciechowski, Taylor Brown, Stevie Coury, Matt Stutes, JJ Brumfield, Nick Halberg, Tim Haney, Steven Long, Turner Young



The OSAA requests that you model good sportsmanship by refraining from derogatory cheers, chants, or behavior toward students, coaches, officials, or other spectators. Speak out if you see inappropriate behavior by immediately notifying event management staff. Together, we can provide a safe and respectful environment for all.



CLEAR HEAD

PLAY FASTER

PLAYMAKER

PRIMED FOR THE BATTLE

QUIET THE CHAOS

CONTROL

PLAY SMARTER



THE ALL NEW GST PRIME

Built for today's up-tempo offenses, the GST Prime slows down the game so you can play faster.

WILSONFOOTBALL.COM

facebook.com/wilsonfootball

@wilson_football

@wilson_football



T E A M

ENGINEERED
TO THE EXACT SPECIFICATIONS
OF CHAMPIONSHIP ATHLETES

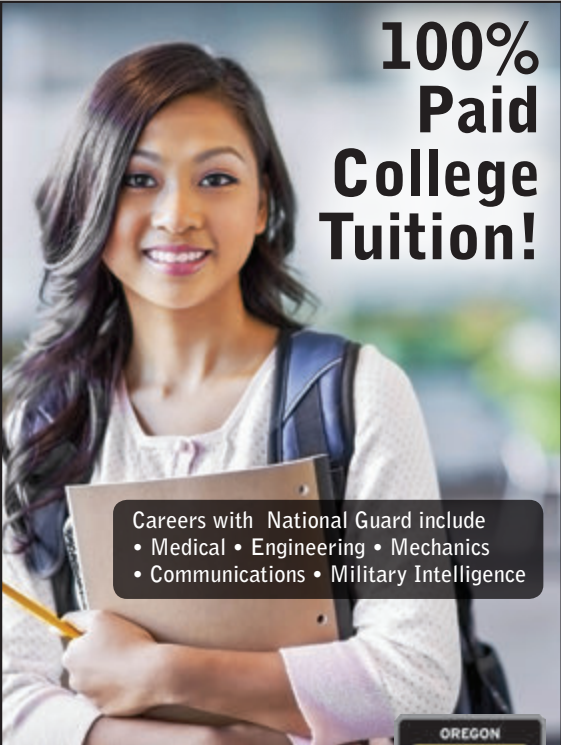
WIN STATE!

XL

OSAA Football Championships

State Champions Past 10 Years (see www.osaa.org/archives for a complete list of all-time state champions)

Year	Class	Champion (W-L)	Coach	2 nd Place (W-L)	Coach	Score	Site
2008	6A	Southridge (12-2)	Brad Mastrud	Lake Oswego (12-1)	Steve Coury	35-21	Reser Stadium, Corvallis
	5A	West Albany (14-0)	Randy Nyquist	Thurston (12-1)	Justin Starck	35-28	Reser Stadium, Corvallis
	4A	Astoria (14-0)	Howard Rub	Banks (11-3)	Ben Buchanan	19-11	Reser Stadium, Corvallis
	3A	Grant Union (13-0)	Monty Nash	Gold Beach (12-2)	Kevin Swift	28-14	Hillsboro Stadium
	2A	Knappa (12-1)	Aaron Thornton	Culver (11-2)	Kurt Davis	20-6	Hillsboro Stadium
	1A	Imbler (11-1)	Lee Lowe	Joseph (11-2)	Rusty Eschler	48-36	Hillsboro Stadium
2009	6A	Sheldon (14-0)	Marty Johnson	Jesuit (12-2)	Ken Potter	50-43	Reser Stadium, Corvallis
	5A	Hillsboro (13-1)	Ken Ingram	Jefferson (9-5)	Anthony Stoudamire	20-6	Reser Stadium, Corvallis
	4A	Marist (14-0)	Frank Geske	Baker (11-2)	David Johnson	55-16	Reser Stadium, Corvallis
	3A	Amity (13-0)	Joel Magill	Rainier (11-3)	Thor Ware	51-16	Hillsboro Stadium
	2A	Scio (14-0)	Kyle Braa	Kennedy (9-5)	Randy Traeger	14-7	Hillsboro Stadium
	1A	St. Paul (14-0)	Tony Smith	Imbler (11-1)	Lee Lowe	38-34	Hillsboro Stadium
2010	6A	Aloha (13-1)	Chris Casey	Tualatin (13-1)	Rob Hastin	34-13	Reser Stadium, Corvallis
	5A	Sherwood (13-0)	Greg Lawrence	Marist (12-1)	Frank Geske	26-23 (OT)	Hillsboro Stadium
	4A	Baker (12-1)	David Johnson	Douglas (11-3)	Joe Polamalu	34-20	Hillsboro Stadium
	3A	Rainier (11-3)	Thor Ware	Santiam Christian (13-1)	David Lange	40-26	Hillsboro Stadium
	2A	Scio (14-0)	Kyle Braa	Gold Beach (9-4)	Kevin Swift	46-8	Liberty HS, Hillsboro
	1A	St. Paul (15-0) ^	Tony Smith	Camas Valley (12-2)	Eli Wolfe	22-8	Liberty HS, Hillsboro
^ Win total includes two forfeit victories of games not contested on the field							
2011	6A	Lake Oswego (14-0)	Steve Coury	Sheldon (13-1)	Lane Johnson	47-14	Jeld-Wen Field, Portland
	5A	Mountain View (12-1)	Steve Turner	Sherwood (13-1)	Greg Lawrence	14-13	Hillsboro Stadium
	4A	La Salle Prep (14-0)	Tim Bowman	Siuslaw (12-1)	Tim Dodson	45-40	Hillsboro Stadium
	3A	Santiam Christian (13-1)	David Lange	Dayton (12-1)	Gary Thorson	31-28	Hillsboro Stadium
	2A	Gold Beach (13-0)	Kevin Swift	Scio (12-2)	Jim Mask	30-0	Cottage Grove HS
	1A	Camas Valley (14-0)	Eli Wolfe	Perrydale (11-2)	Dan Dugan	66-22	Cottage Grove HS
2012	6A	Sheldon (14-0)	Lane Johnson	Lake Oswego (13-1)	Steve Coury	13-6	Jeld-Wen Field, Portland
	5A	Sherwood (13-0)	Greg Lawrence	Marist (11-2)	Frank Geske	46-20	Hillsboro Stadium
	4A	Baker (11-1)	David Johnson	North Bend (11-2)	Gary Prince	52-22	Hillsboro Stadium
	3A	Dayton (12-0)	Brodie Unger	Cascade Christian (13-1)	Jon Gettman	34-28	Cottage Grove HS
	2A	Oakland (11-2)	Ben Lane	Portland Christian (12-2)	Cal Szeuber	50-27	Hillsboro Stadium
	1A	Camas Valley (13-0)	Eli Wolfe	St. Paul (11-1)	Tony Smith	24-8	Cottage Grove HS
2013	6A	Central Catholic (14-0)	Steve Pyne	Jesuit (11-3)	Ken Potter	38-28	Jeld-Wen Field, Portland
	5A	West Albany (12-1)	Randy Nyquist	Sherwood (12-1)	Greg Lawrence	21-20	Hillsboro Stadium
	4A	Ridgeview (13-1)	Andy Coddling	Cottage Grove (10-3)	Gary Roberts	50-31	Hillsboro Stadium
	3A	Cascade Christian (12-2)	Jon Gettman	Nyssa (12-1)	Lee Long	41-6	Summit HS, Bend
	2A	Grant Union(12-1)	Jason Miller	Regis (12-2)	Tom Beckett	12-7	Summit HS, Bend
	1A	Imbler (12-1)	Lee Lowe	Lowell (12-1)	Pat Todd	88-76	Hillsboro Stadium
2014	6A	Central Catholic (13-1)	Steve Pyne	Tigard (13-1)	Craig Ruecker	49-0	Hillsboro Stadium
	5A	Hermiston (12-1)	Mark Hodges	Silverton (12-1)	John Mannion	34-12	Hillsboro Stadium
	4A	Gladstone (12-0)	Jon Jedrykowski	North Bend (11-1)	Gary Prince	35-17	Hillsboro Stadium
	3A	Vale (12-0)	Matt Hawley	Harrisburg (10-3)	Scott Phelps	45-19	Hermiston HS
	2A	Burns (13-0)	Terry Graham	Heppner (12-1)	Greg Grant	49-0	Hermiston HS
	1A	Adrian (12-0)	Paul Shenk	Sherman (11-2)	Ron Townsend	46-28	Hermiston HS
2015	6A	Jesuit (13-0)	Ken Potter	West Linn (11-2)	Chris Miller	21-14	Providence Park, Portland
	5A	Summit (11-1)	Joe Padilla	Ashland (9-3)	Charlie Hall	45-28	Hillsboro Stadium, Portland
	4A	Cascade (11-1)	Steve Turner	Scappoose (9-2)	Sean McNabb	37-28	Hillsboro Stadium
	3A	Vale (10-1)	Jeff Aldred	Santiam Christian (10-2)	Matt Bain	27-20	Hermiston HS
	2A	Heppner (12-0)	Greg Grant	Kennedy (9-2)	Joe Panuke	48-0	Hermiston HS
	1A	Dufur (10-2)	Jack Henderson	Crane (10-2)	Stub Travis	36-32	Hermiston HS
2016	6A	West Linn (14-0)	Chris Miller	Central Catholic (10-4)	Steve Pyne	62-7	Providence Park, Portland
	5A	Lebanon (12-1)	Ty Tomlin	Wilsonville (11-2)	Adam Guenther	34-17	Hillsboro Stadium
	4A	North Bend (11-0)	Gary Prince	Cottage Grove (11-1)	Gary Roberts	35-21	Hillsboro Stadium
	3A	Harrisburg (10-3)	Scott Phelps	Salem Academy (10-3)	Gary Johnson	34-27	Hermiston HS
	2A	Regis (11-2)	Kyle McGrath	Stanfield (11-2)	Davy Salas	53-14	Hermiston HS
	1A	Dufur (12-1)	Jack Henderson	Crane (11-1)	Stub Travis	42-38	Hermiston HS
2017	6A	Clackamas (13-0)	Joe Bushman	South Medford (12-1)	Bill Singler	31-30	Reser Stadium, Corvallis
	5A	Hermiston (11-2)	David Faateete	Churchill (12-1)	Anthony Robinson	38-35	Hillsboro Stadium
	4A	Cottage Grove (12-0)	Gary Roberts	Marshfield (11-1)	John Lemmons	48-14	Hillsboro Stadium
	3A	Cascade Christian (12-1)	John Gettman	Santiam Christian (10-3)	Matt Bain	28-21	Cottage Grove HS
	2A	Monroe / Triangle Lake (11-1)	Bill Crowson	Santiam (11-2)	Dustin McGee	36-22	Hillsboro Stadium
	1A	Dufur (12-0)	Jack Henderson	Hosanna Christian (11-2)	Jim Johnston	60-18	Cottage Grove HS
2018	6A	Lake Oswego (12-1)	Steve Coury	Sheldon (11-2)	Josh Line	34-27	Hillsboro Stadium
	5A	Thurston (10-3)	Justin Starck	Wilsonville (12-1)	Adam Guenther	30-27	Hillsboro Stadium
	4A	Banks (11-1)	Cole Linehan	Seaside (10-2)	Jeff Roberts	31-20	Hillsboro Stadium
	3A	Rainier (13-0)	Mike King	Cascade Christian (11-2)	John Gettman	44-14	Cottage Grove HS
	2A	Kennedy (11-2)	Jon Panuke	Santiam (10-2)	Carl Rupp	31-20	Cottage Grove HS
	1A	Dufur (13-0)	Jack Henderson	St. Paul (12-1)	Tony Smith	38-32	Hillsboro Stadium



100% Paid College Tuition!

Careers with National Guard include

- Medical • Engineering • Mechanics
- Communications • Military Intelligence

Begin your road to success at
OregonArmyGuard.com/Education





MAKING LEGENDS DAILY SINCE 1964.

To order online or find the Abby's location in your neighborhood, visit www.abbys.com.



These days you can eat just about any kind of pizza, and if pear and arugula is your dream pie, more power to you. But our customers want the same things our customers wanted back in 1964 - delicious traditional pizza, with toppings edge to edge, and a fun, casual environment.

If we sound a little old fashioned, that's kind of the point.

Abby's

LEGENDARY PIZZA™

A Legendary Pizza Tradition

OSAA State Championship Football Games, 11-Man Single-Game Records

see separate record book for 8-man records

INDIVIDUAL

OFFENSE

MOST YARDS RUSHING

357, Andy Taylor, McNary vs. Sheldon, 2001

MOST RUSHING ATTEMPTS

43, 2 tied

MOST RUSHING TOUCHDOWNS

6, Keanon Lowe, Jesuit vs. Sheldon, 2005

LONGEST RUN

91 (TD), Trevor Tinney, Santiam vs. Kennedy, 2018

MOST PASS ATTEMPTS

52, Scotty Hiltner, Cottage Grove vs. Ridgeview, 2013

MOST PASS COMPLETIONS

31, 2 tied

BEST COMPLETION PERCENTAGE (MIN. 15 ATT)

80.8 (21-for-26), Taylor Alie, Sheldon vs. Lake Oswego, 2012

MOST YARDS PASSING

447, Taylor Barton, Beaverton vs. McNary, 1997

LONGEST PASS

98 (TD), Dalton Reimers to Kody Nelson, Grant Union vs. Regis, 2013

MOST PASSING TOUCHDOWNS

6, Taylor Barton, Beaverton vs. McNary, 1997

MOST INTERCEPTIONS THROWN

7 (on 18 att.), Lee, Churchill vs. Corvallis, 1979

MOST RECEPTIONS

13, Jesse Levin, Beaverton vs. McNary, 1997

MOST RECEIVING YARDS

243, Jesse Levin, Beaverton vs. McNary, 1997

MOST RECEIVING TOUCHDOWNS

6, Eric Gustlin, Regis vs. Stanfield, 2016

MOST TOTAL TOUCHDOWNS

7, 2 tied

DEFENSE

MOST INTERCEPTIONS

3, 4 tied

LONGEST INTERCEPTION RETURNS

99 (TD), G. Mendazona, Ridgeview vs. Cottage Grove, 2013

MOST TACKLES

23, Domic Nieri, Sisters vs. Marist, 2007

MOST SACKS

3.0 (17 yards), Mike Petroff, Jesuit vs. West Linn, 2015

SPECIAL TEAMS

MOST PUNT RETURN YARDS

123, Jered White, Dayton vs. Cascade Christian, 2012

LONGEST PUNT RETURNS

88 (TD), Josh Goff, St. Helens vs. Ontario, 1996

MOST KICKOFF RETURN YARDS

186, Jack Bowman, Ridgeview vs. Cottage Grove, 2013

LONGEST KICKOFF RETURNS

95 (TD), Dennis Vitale, Seaside vs. Vale, 1959

BEST PUNTING AVERAGE (MIN. 3 PUNTS)

47.3 (3), L. Chavarin, Lost River vs. Gold Beach, 2004

MOST PUNTS

8, Marcus Ward, Sprague vs. Beaveron, 1999

LONGEST PUNTS

66, Zach Gescher, Regis vs. Grant Union, 2013

MOST FIELD GOALS MADE

3, 3 tied

MOST FIELD GOALS ATTEMPTED

4 (all missed), Kelly Morgan, Sherwood vs. Marist, 2005

LONGEST FIELD GOALS MADE

47, Jeff Hendrix, Santiam Christian vs. Dayton, 2011

LONGEST FIELD GOALS ATTEMPTED

78 (Returned), Kelly Morgan, Sherwood vs. Marist, 2005

MOST PATS MADE

8, Tim Tawa, West Linn vs. Central Catholic, 2016

TEAM

OFFENSE

MOST POINTS SCORED

62, West Linn vs. Central Catholic, 2016

MOST POINTS, HALF

48 (1st), Marist vs. Baker, 2009

MOST POINTS, QUARTER

28 (2nd), 2 tied

HIGHEST COMBINED SCORE

99, McNary 51, Beaverton 48, 1997

LOWEST COMBINED SCORE

0, 3 tied

MOST TOUCHDOWNS

9, 2 tied

MOST RUSHING ATTEMPTS

70, Dayton vs. Neah-Kah-Nie, 1985

MOST RUSHING YARDS

489, Vale vs. Harrisburg, 2014

MOST RUSHING TOUCHDOWNS

7, 3 tied

MOST PASS ATTEMPTS

52, Cottage Grove vs. Ridgeview, 2013

MOST PASS COMPLETIONS

33, Lake Oswego vs. Southridge, 2008

MOST PASSING YARDS

454, Beaverton vs. McNary, 1997

MOST PASSING TOUCHDOWNS

7, Beaverton vs. McNary, 1997

MOST INTERCEPTIONS THROWN

7, Churchill vs. Corvallis, 1979

MOST PLAYS

96, Cottage Grove vs. Ridgeview, 2013

MOST YARDS TOTAL OFFENSE

596, Central Catholic vs. Tigard, 2014

MOST FIRST DOWNS

35, Cottage Grove vs. Ridgeview, 2013

MOST FIRST DOWNS, RUSHING

25, Vale vs. Harrisburg, 2014

MOST FIRST DOWNS, PASSING

20, Beaverton vs. McNary, 1997

MOST FUMBLES

12, Marist vs. Scappoose, 1973

MOST FUMBLES LOST

7, Marist vs. Scappoose, 1973

MOST PENALTIES

17, Sherwood vs. Marist, 2010

MOST PENALTY YARDS

173, Sherwood vs. Marist, 2010

LONGEST TIME OF POSSESSION

33:57, Salem Academy vs. Heppner, 1988

DEFENSE

FEWEST RUSHING YARDS ALLOWED

-55, Roseburg vs. Lebanon, 1981

FEWEST PASSING YARDS ALLOWED

0, 10 tied

FEWEST YARDS TOTAL OFFENSE ALLOWED

-52, Roseburg vs. Lebanon, 1981

MOST INTERCEPTIONS

7, Corvallis vs. Churchill, 1979

MOST SACKS

8 (27 yds), Cascade Christian vs. Nyssa, 2013

SPECIAL TEAMS

MOST PUNTS

8, Sprague vs. Beaverton, 1999

MOST PUNT RETURN YARDS

123, Dayton vs. Cascade Christian, 2012

MOST KICKOFF RETURN YARDS

198, Ridgeview vs. Cottage Grove, 2013

OSAA State Championship Football Games, Single-Game 8-Man Records

see separate record book for 11-man records

INDIVIDUAL

OFFENSE

MOST YARDS RUSHING

384, Ryan Pierson, St. Paul vs. Imbler, 2009

MOST RUSHING ATTEMPTS

42, Tyson Ludwig, Mohawk vs. South Wasco, 2005

MOST RUSHING TOUCHDOWNS

5, 2 tied

LONGEST RUN

86, Ike Ellis, Powers vs. Crane, 1998

MOST PASS ATTEMPTS

30, Todd Baxter, Powder Valley vs. Powers, 2003

MOST PASS COMPLETIONS

18, Todd Baxter, Powder Valley vs. Powers, 2003

BEST COMPLETION PERCENTAGE (MIN. 15 ATT)

75, Dalton McDaniel, Imbler vs. Joseph, 2008

MOST YARDS PASSING

342, Ryan Dancer, Camas Valley vs. Perrydale, 2011

LONGEST PASS

80, Ryan Dancer to Richard Andreas, Camas Valley vs. Perrydale, 2011

MOST PASSING TOUCHDOWNS

5, Kyle Johnson, Imbler vs. Lowell, 2013

MOST INTERCEPTIONS THROWN

3, 2 tied

MOST RECEPTIONS

8, Asa Farrell, Dufur vs. St. Paul, 2018

MOST RECEIVING YARDS

215, Richard Andreas, Camas Valley vs. Perrydale, 2011

MOST RECEIVING TOUCHDOWNS

3, Joe Griffin, Imbler vs. Lowell, 2013

MOST TOTAL TOUCHDOWNS

9, Joe Griffin, Imbler vs. Lowell, 2013

DEFENSE

MOST INTERCEPTIONS

2, 4 tied

LONGEST INTERCEPTION RETURNS

76 (TD), Gammon, Alsea vs. Ione, 1972

MOST TACKLES

22, Riley Merrigan, Imbler vs. Lowell, 2013

MOST SACKS

3 / 15, Morgan White, Adrian vs. Sherman, 2014

SPECIAL TEAMS

MOST PUNT RETURN YARDS

154, John Gebauer, Perrydale vs. St. Paul, 2002

LONGEST PUNT RETURNS

73, Grant Marcum, Joseph vs. Imbler, 2008

MOST KICKOFF RETURN YARDS

167, Joe Griffin, Imbler vs. Lowell, 2013

LONGEST KICKOFF RETURNS

82, Nick West, Imbler vs. Joseph, 2008

BEST PUNTING AVERAGE (MIN. 3 PUNTS)

45, Bryan Mills, Imbler vs. Mohawk, 2007

MOST PUNTS

4, multiple times vs. .

LONGEST PUNTS

65, Damian Wylie, St. Paul vs. Dufur, 2001

TEAM

OFFENSE

MOST POINTS SCORED

88, Imbler vs. Lowell, 2013

MOST POINTS, HALF

64 (1st), Imbler vs. Lowell, 2013

MOST POINTS, QUARTER

38 (1st), Imbler vs. Lowell, 2013

HIGHEST COMBINED SCORE

164, Imbler 88, Lowell 76, 2013

LOWEST COMBINED SCORE

19, Sisters 19, Ione 0, 1961

MOST TOUCHDOWNS

11, 3 tied

MOST RUSHING ATTEMPTS

85, Mohawk vs. South Wasco, 2005

MOST RUSHING YARDS

620, Lowell vs. Imbler, 2013

MOST RUSHING TOUCHDOWNS

9, Lowell vs. Imbler, 2013

MOST PASS ATTEMPTS

32, Powder Valley vs. Powers, 2003

MOST PASS COMPLETIONS

20, Powder Valley vs. Powers, 2003

MOST PASSING YARDS

342, Camas Valley vs. Perrydale, 2011

MOST PASSING TOUCHDOWNS

5, 2 tied

MOST INTERCEPTIONS THROWN

3, 4 tied

MOST PLAYS

95, Lowell vs. Imbler, 2013

MOST YARDS TOTAL OFFENSE

789, Lowell vs. Imbler, 2013

MOST FIRST DOWNS

34, Mohawk vs. South Wasco, 2005

MOST FIRST DOWNS, RUSHING

29, Mohawk vs. South Wasco, 2005

MOST FIRST DOWNS, PASSING

12, Powder Valley vs. Powers, 2003

MOST FUMBLES

9, Prairie City vs. Camas Valley, 1990

MOST FUMBLES LOST

4, Powers vs. Powder Valley, 2003

MOST PENALTIES

13, Mohawk vs. Imbler, 2007

MOST PENALTY YARDS

295, Dufur vs. Hosanna Christian, 2017

LONGEST TIME OF POSSESSION

33:40, Mohawk vs. South Wasco, 2005

DEFENSE

FEWEST RUSHING YARDS ALLOWED

9, Dufur vs. St. Paul, 2001

FEWEST PASSING YARDS ALLOWED

0, Prairie City vs. Camas Valley, 1990

FEWEST YARDS TOTAL OFFENSE ALLOWED

92, Dufur vs. St. Paul, 2001

MOST INTERCEPTIONS

3, 4 tied

MOST SACKS

6 / 52, Dufur vs. Perrydale, 2006

SPECIAL TEAMS

MOST PUNTS

4, multiple times vs. .

MOST PUNT RETURN YARDS

154, Perrydale vs. St. Paul, 2002

MOST KICKOFF RETURN YARDS

176, Imbler vs. Joseph, 2008

THE FINAL WHISTLE? NOT SO FAST.

THE HIGH SCHOOLS IN YOUR STATE NEED NEW OFFICIALS!

- Give back to the sport you love
- Support the teenagers in your community
 - Earn extra income

Apply online at HighSchoolOfficials.com



WHAT WILL BE YOUR WINNING COMBINATION?



PARTICIPATE IN HIGH SCHOOL SPORTS AND ACTIVITIES.

#MYREASONWHY

MyReasonWhy.com



OnPoint[®]

COMMUNITY CREDIT UNION



PACIFIC OFFICE AUTOMATION
— PROBLEM SOLVED —



Wendy's



moda
HEALTH



hudl



MARINES



VIZUAL
EDGE



VNN



Jostens



CROWN TROPHY